



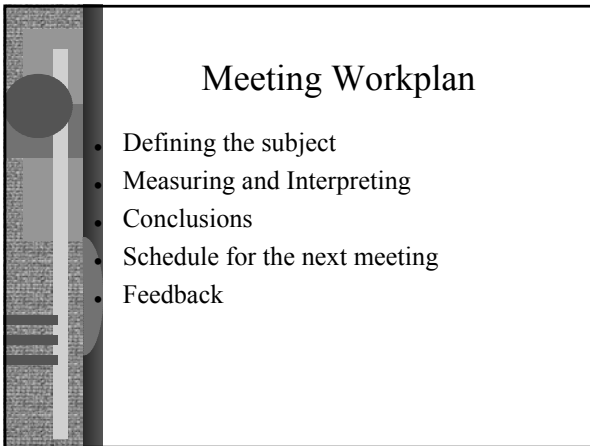
Faces of Diversity

Discussion Field I

Kubicki M.©
10/16/02

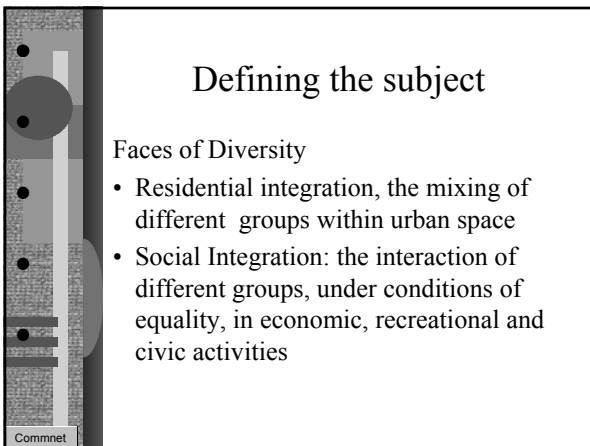
NEIGHBORHOOD INDICATORS / COMMUNITY DATA WORKING GROUP

Community Research Institute
Grand Valley State University



Meeting Workplan

- Defining the subject
- Measuring and Interpreting
- Conclusions
- Schedule for the next meeting
- Feedback



Defining the subject

Faces of Diversity

- Residential integration, the mixing of different groups within urban space
- Social Integration: the interaction of different groups, under conditions of equality, in economic, recreational and civic activities

Commnet

Defining the subject

Types of diversity

- Racial
- Cultural / Lifestyle
- Economic

Defining the subject

Racial Diversity

- What is race - do we want to pursue the Census approach
- The Census considers “race” different from “Hispanic ethnicity” and asks separate questions for each. A person who answers “yes” to Hispanic then goes on to choose one or more race categories.

Defining the subject

Cultural / Lifestyle Diversity

- Religion
- Ethnicity
- Alternative Lifestyles
- Class / occupation / education
- Age

Defining the subject

Economic Diversity

- Why is diversification of incomes within neighborhood desirable?
- When is it feasible?
- Can it be stable?

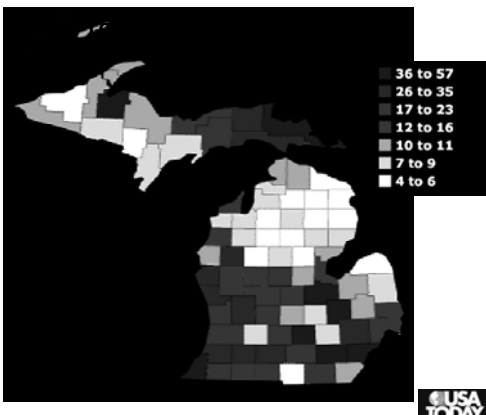
Comment

Measuring

Racial Diversity option #1

- USATODAY® Diversity index (P)
 - What is the probability that the two randomly chosen representatives of the group would be of the different race.
 - PRO
 - Multi-group index (comprises all races in one indicator)
 - CONS
 - The number of races may influence the index

Comment

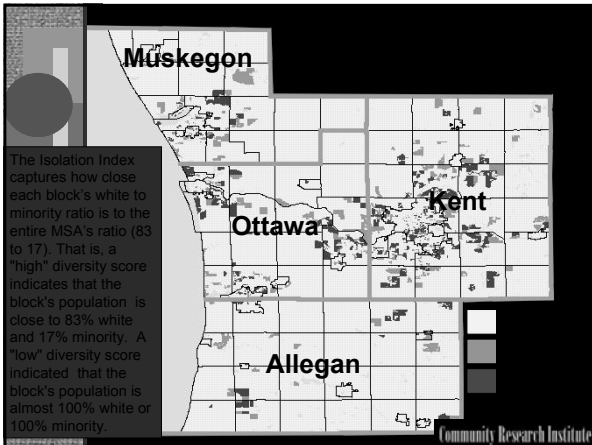


Measuring

Racial Diversity option #2

- Racial Isolation Index (I)
 - Captures how close each block ratio of minority to non-minority (all the rest) is to the MSA proportion or other geographic base.
- PRO
 - easy to calculate (already done)
- CONS
 - only two races defined at a time

Commnet



Measuring

Racial Diversity option #3

- Theil Information Theory Index* (H)
 - H is a measure of the average difference between a unit's group proportion and that of the system as a whole
 - H is a difference between the diversity (entropy) of the system and the weighted average diversity of individual unit, expressed as a fraction of the total diversity (entropy) of the system.
- PRO
 - multi group index, highly sophisticated
- CONS
 - difficult in interpretation

Commnet

Measuring

Racial Diversity

PRO

CON

USA-TODAY

- multigroup
-

- number of races
sensitive

Dissimilarity Index

- goal ready

- two groups

Theil's Index

- multi group
- highly sophisticate

- difficult in
interpretation

Comment

Measuring

Economic Diversity option #1

- Income Diversity Level

• Calculation base:

- Homebuyers
- Residents

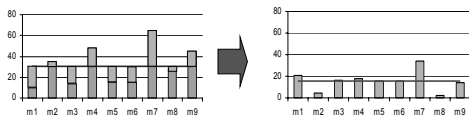
Comment

Measuring

Economic Diversity option #2

- Standard Deviation

- st. dev = \$1000 indicates that the average difference between each case and average equals 1000 dol..



Comment

Measuring

Economic Diversity option #3

- Adjusted Standard Deviation
 - how much of st.dev is within the average
 - $V = \text{st.dev} / \text{average}$
 - $V = 10\%$ indicates that the average difference between particular case and the average is 10% of the average.

Comment

Measuring

Economic Diversity

	PRO	CON
Diversity Level		- people who buy not necessary have to move into the neigh.
Standard Deviation		- lack of concept of usefulness
Adjusted St. Dev.		- not understandable

Comment

Conclusions

- Definition of diversity

--
- What is race

- index based only on blacks and hispanics
--
- Preferred Racial Indicator

- USA TODAY
- Dissimilarity Index
- Preferred Cultural Indicator

- education, age

- Preferred Economic Indicator

- #1 (resident based)

Comment

Schedule for the next meeting

- Next discussion field:
- Next meeting date and place
- Actions in the meantime
- Other

Comment

Approach assessment

- Please comment current approach and rate effectiveness of the meeting

Comment

Thank you for attention



Kubicki M.©
10/16/02

NEIGHBORHOOD INDICATORS / COMMUNITY DATA WORKING GROUP

Community Research Institute
Grand Valley State University
